

Ambra 120LF Pack 2

Features

- Complete Vanity Unit with Mirror and Ambra Column
- Available in 4 Finishes: Glossy White, Nordic Oak, Glossy Anthracite, and Samara Ash
- Free Standing Installation with Four Legs in Bright Chrome
- Two soft close drawers with organizer in upper drawer
- Two soft close doors and column doors with 105 degree opening capability for easy cabinet access
- Includes integrated sink and vanity top in gloss white solid surface material with faucet hole and overflow
- Fully assembled structure and front made of engineered wood in wood finishes and high gloss lacquered
- Handle integrated in front of furniture
- Hidden hanging bracket directly assembled with great resistance and depth regulations
- Made in Spain







Related Items:

- WSBC 53991 | Push Waste Drain
- WSBC 53922 | Decorative Trap


SKU# | Options

- Ambra 120LF Pack 2 NO | Nordic Oak
- Ambra 120LF Pack 2 SA | Samara Ash
- Ambra 120LF Pack 2 WG | Glossy White
- Ambra 120LF Pack 2 AN | Glossy Anthracite

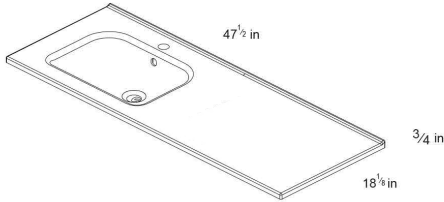


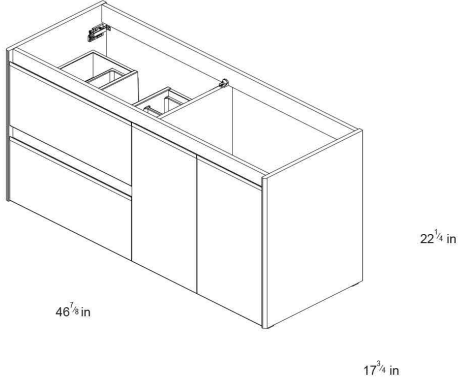








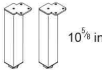

Finishes

-  Nordic Oak
-  Samara Ash
-  Glossy White
-  Glossy Anthracite

* WS Bath Collections reserves the right to revise dimensions or information on this sheet without notice

Collection Ambra	Model Ambra 120LF Pack 2	Dimensions Metric 1 inch = 2.54 cm 1 inch = 25.4 mm	 1051 Lea Drive - Collegeville, PA 19426 Tel. 215 513 9400 - Fax 610 831 0215 www.ws bathcollections.com - info@ws bathcollectins.com
----------------------------	--------------------------------------	--	---

Technical features

Technical drawing	Name	Material	Colour	Colour
	SLIM			Gloss White
	AMBRA 1 Door / 2 Drawers / 1 Door	   	   	Nordic Oak Samara Ash Gloss White Anthracite
	LEGS			Chrome

Technical information

STRUCTURE	MDF board in 5/8 in. continuous wrapping in 2D/ Cyclum Process.
FRONT	MDF board in 5/8 in. continuous wrapping in 2D/ Cyclum Process.
HANDLE	Integrated in the front of the furniture.
DRAWER	Drawers made in mokka textile poly laminate coated board with hidden partial extraction runners with soft close system. Includes organizer in upper drawer. Lower drawer useful space (widthxhighxdepth): 20 ^{1/16} x 4 ^{5/16} x 12 ^{2/4} in.
WALL HANGING BRACKET	Hidden hanging bracket of directly assembled with great resistance and depth regulations.
HINGE	105° opening, 1 ^{3/8} in. cap, easy assembly and soft close system.
LEGS	Metallic in bright chrome finish. (optional)
PIPE DEPTH	Pipe depth 2 ^{1/54} in.

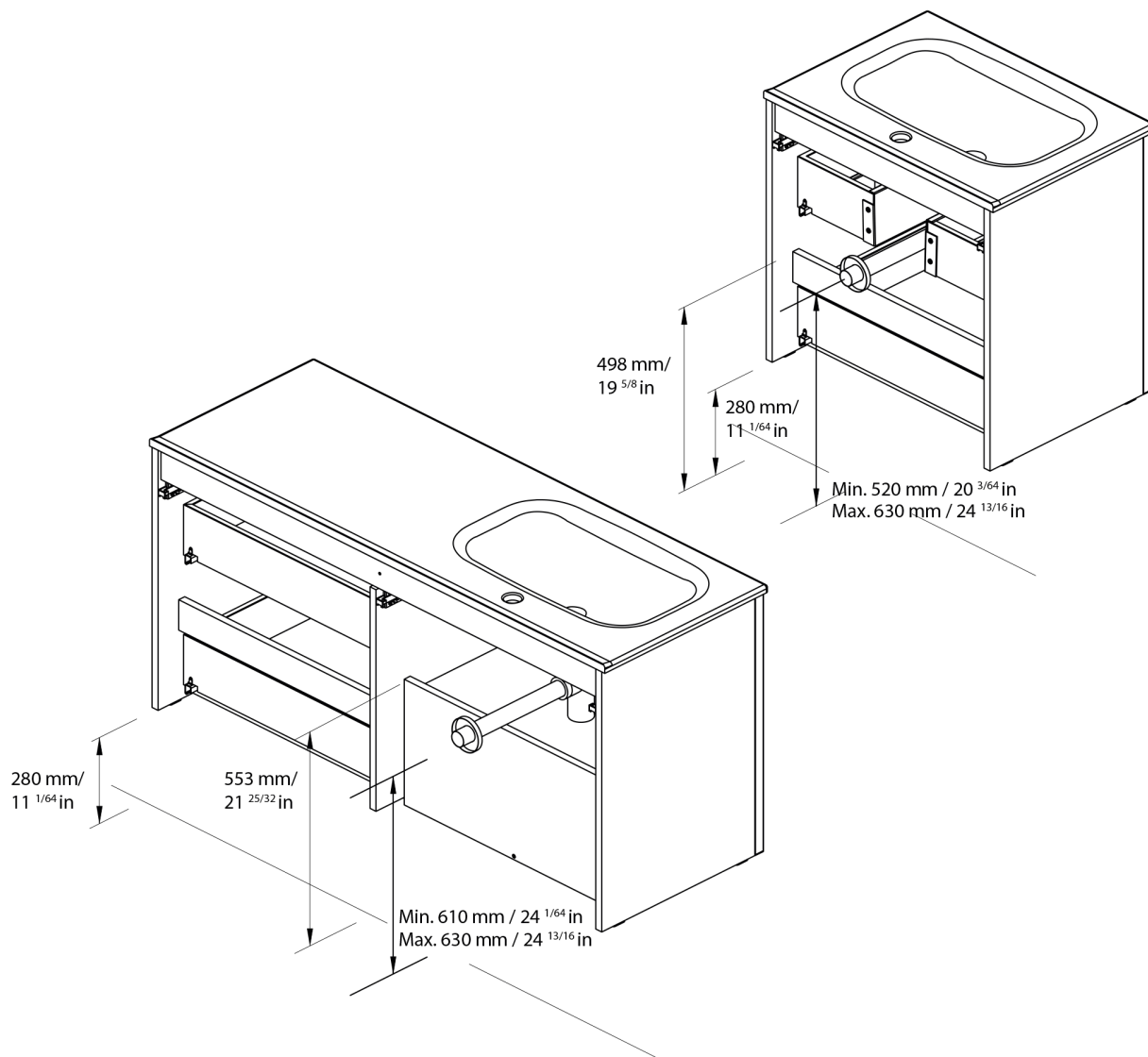
Collection
Ambra

Model |
Ambra 120LF

Dimensions Metric
1 inch = 2.54 cm
1 inch = 25.4 mm

WS[®]
BATH
COLLECTIONS

1051 Lea Drive - Collegeville, PA 19426
Tel. 215 513 9400 - Fax 610 831 0215
www.ws bathcollections.com - info@ws bathcollections.com



ES

EN

Las cotas indicadas en los dibujos son en función de la altura de la pata del conjunto, en caso de que el mueble vaya suspendido y esta altura no se respete, dichas cotas también variarán.

Dimensions indicated in the drawing are based on the level of the whole leg, in case of wall hanging the furniture dimensions also may vary.

Collection
Ambra

Model |
Ambra 120LF

Dimensions Metric

1 inch = 2.54 cm
1 inch = 25.4 mm

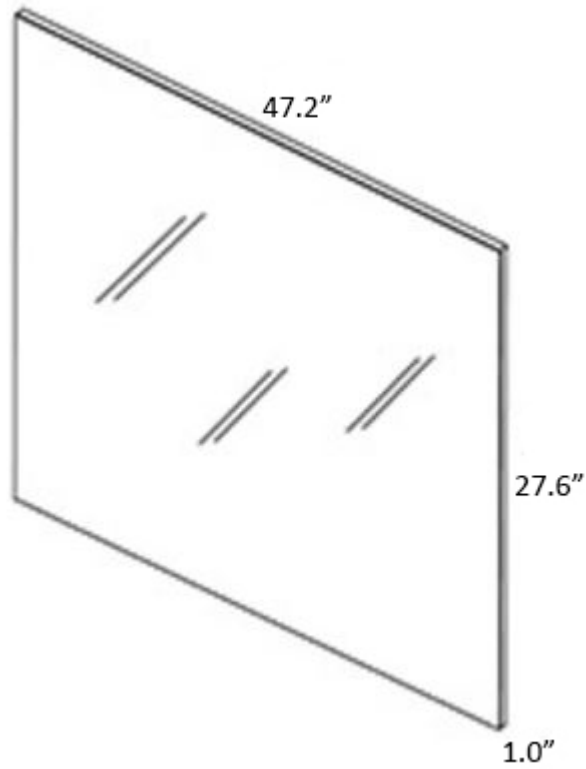
WS[®]

BATH
COLLECTIONS

1051 Lea Drive - Collegeville, PA 19426

Tel. 215 513 9400 - Fax 610 831 0215

www.ws bathcollections.com - info@ws bathcollections.com



Collection
Murano

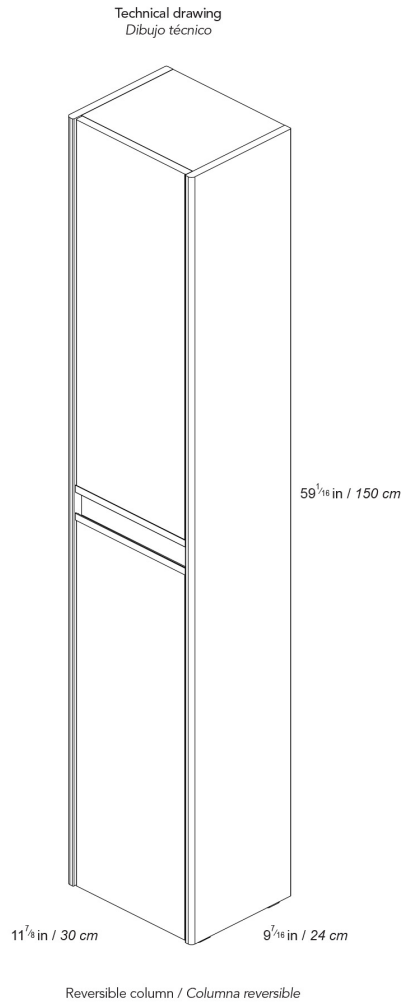
Model |
Murano 120

Dimensions Metric
1 inch = 2.54 cm
1 inch = 25.4 mm

WS[®]
BATH
COLLECTIONS

1051 Lea Drive - Collegeville, PA 19426
Tel. 215 513 9400 - Fax 610 831 0215
www.ws bathcollections.com - info@ws bathcollections.com

Technical features / Características técnicas



Name
Nombre

Material
Material

Colour
Color



AMBRA

2 Doors
2 Puertas



Technical information / Información técnica

STRUCTURE / ESTRUCTURA: MDF board in 58 in. continous wrapping in 2D/ Cyclum Process.
Tablero de DM de 16 mm. con recubrimiento 2D Cyclum Process.

FRONT / FRENTE: MDF board in 58 in. continous wrapping in 2D/ Cyclum Process.
Tablero de DM de 16 mm. con recubrimiento 2D Cyclum Process.

HANDLE / TIRADOR: Integrated in the front of the furniture.
Tirador integrado en el frente.

INTERNAL DISRTIBUTION/ DISTRIBUCIÓN INTERNA: 2 mobile wooden shelves and 1 fixed wooden shelf.
2 estantes móviles de madera y 1 estante fijo de madera.

HINGE / BISAGRA: 105° opening, Ø13³/₈ in. cap, easy assembly and soft close system.
105° de apertura, cazoleta de Ø35 mm., montaje rápido y cierre amortiguado incorporado.

Collection
Ambra

Model |
Ambra Column

Dimensions Metric

1 inch = 2.54 cm
1 inch = 25.4 mm

WS[®]
BATH
COLLECTIONS

1051 Lea Drive - Collegeville, PA 19426
Tel. 215 513 9400 - Fax 610 831 0215

www.wsbatchcollections.com - info@wsbatchcollections.com

We recommend the following items that work with your sink.

TRAPS



WSBC 53922
Our best seller

DRAINS



WSBC 53991
Push waste drain (click clack)
with overflow

MOUNTING HARDWARE

Wall-mount installation

Vessel/ countertop installation



Bolts



Silicone (*optional*)

Collection
Ambra

Model |
Ambra 120LF Pack 2

Dimensions Metric
1 inch = 2.54 cm
1 inch = 25.4 mm

WS®
BATH
COLLECTIONS

1051 Lea Drive - Collegeville, PA 19426
Tel. 215 513 9400 - Fax 610 831 0215

www.ws bathcollections.com - info@ws bathcollections.com